





1


Junior Level Seamanship, 2007

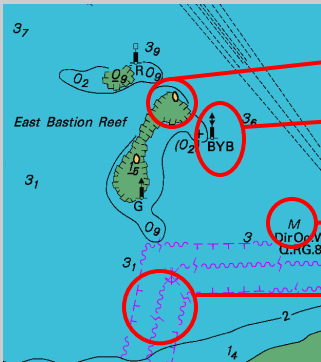
Teams should answer ALL the questions in this exam paper.

Team Details	
Group Name	
Names of Team Members	
Teams consist of up to six youth members aged under 13½ years old	

<i>For Assessor's use only</i>	Achievement Criteria	
Achievement	Achievement with Merit	Achievement with Excellence
Team's score over 50 marks out of 100	Team's score over 70 marks out of 100	Team's score over 85 marks out of 100

Unit 1 The Boat		
<p>Name these parts of boat:</p> 	<ol style="list-style-type: none"> 1. 2. 3. 4. 5. 6. 	6 marks
<p>Name these parts of a boat:</p> 	<ol style="list-style-type: none"> 1. 2. 3a. 3b. 4. 5. 	6 marks
<p>How many PFDs are required to be carried in a boat?</p>		1 mark
<p>Sea Scout cutters carry an anchor. How long is the anchor warp?</p>		1 mark
<p>How many bailers must be carried in a Scout cutter? What capacity must they be?</p>	<ol style="list-style-type: none"> 1. 2. 	2 marks

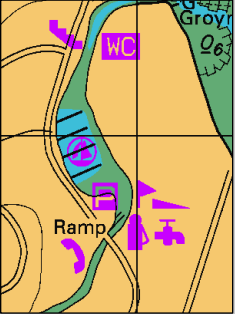
<p>Name these sails:</p> 	<p>1. 2 marks</p> <p>2.</p>
<p>The Scout Water Activity Rules specify equipment that must be carried in Scout vessels.</p> <p>List the all the loose equipment that must be carried in a Sea Scout cutter when rowing (not including PFDs).</p>	<p>1. 6 marks</p> <p>2.</p> <p>3.</p> <p>4.</p> <p>5.</p> <p>6.</p>
<p>If the pintles break and rudder falls off, indicate how a jury rudder may be rigged?</p>	<p style="text-align: right;">1 mark</p>

Unit 2 Navigation	
<p>Identify these chart symbols:</p> 	<p style="text-align: right;">4 marks</p> <p>1.</p> <p>2.</p> <p>3.</p> <p>4.</p>

Where can variation, the angle between true and magnetic north, be found on a chart? 1 mark

What items should be kept away from a boat's compass 1 mark

List five of the services available at Milford Marina. 5 marks



- 1.
- 2.
- 3.
- 4.
- 5.

Use the extract of Auckland's tides for March 2007 2 marks

What are the times and heights of low and high water on Monday 26 March?

AUCKLAND

Lat. 36° 51' S Long. 174° 46' E

MARCH 2007

TIMES AND HEIGHTS OF HIGH AND LOW WATERS

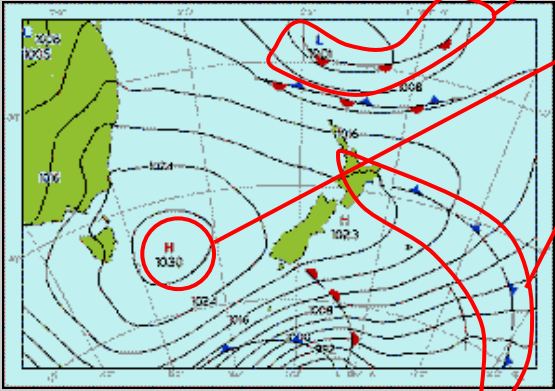
	Time	m	Time	m	Time	m		
9	0427	0.8	17	0530	3.0	25	0558	0.7
	1051	3.0		1132	0.8		1220	3.2
Fr	1651	0.8	Sa	1752	3.0	Su	1821	0.6
	2315	2.9		2359	0.7			
10	0507	0.9	18	0623	3.2	26	0048	3.1
	1128	2.9		1226	0.6		0658	0.8
Sa	1729	0.8	Su	1848	3.2	Mo	1316	3.0
	2354	2.8					1918	0.8

	Time	Height
HW	<input style="width: 80px; height: 20px;" type="text"/>	<input style="width: 80px; height: 20px;" type="text"/>
LW	<input style="width: 80px; height: 20px;" type="text"/>	<input style="width: 80px; height: 20px;" type="text"/>
HW	<input style="width: 80px; height: 20px;" type="text"/>	<input style="width: 80px; height: 20px;" type="text"/>
LW	<input style="width: 80px; height: 20px;" type="text"/>	<input style="width: 80px; height: 20px;" type="text"/>

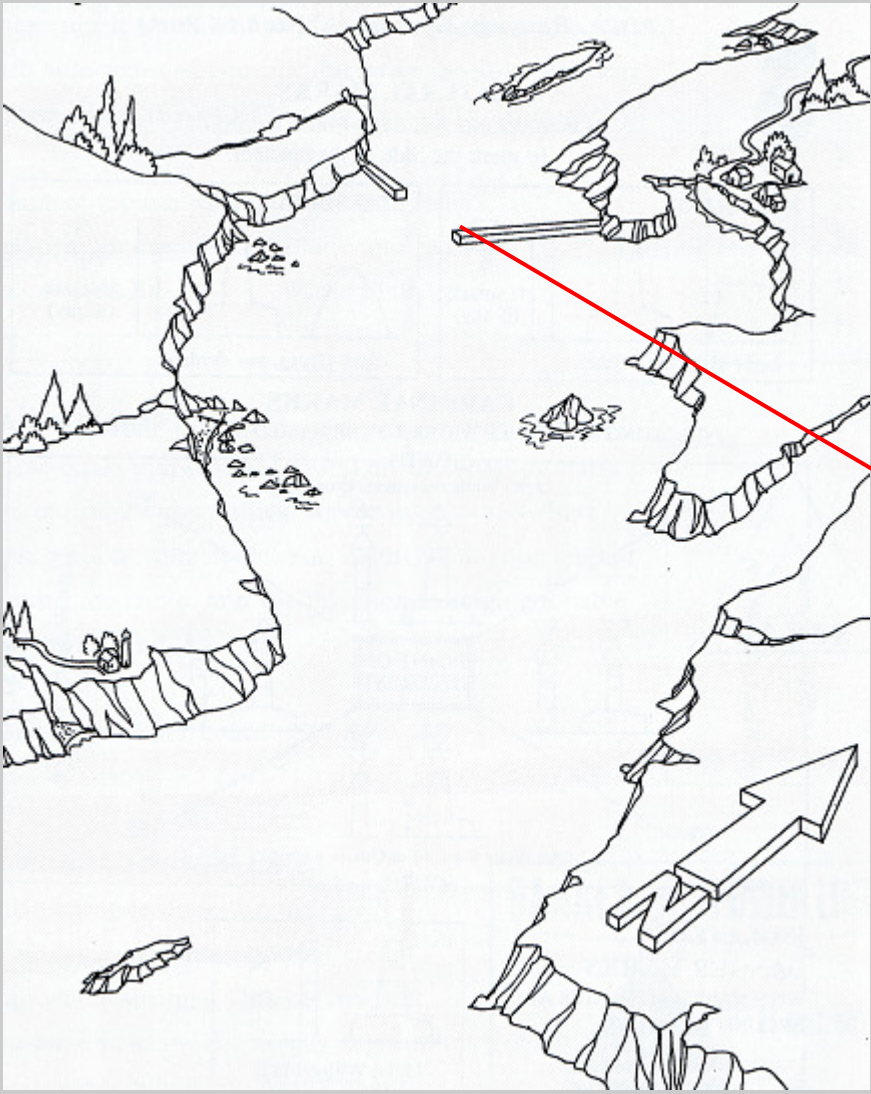

What is the range of tide on Sunday 18 March? 1 mark



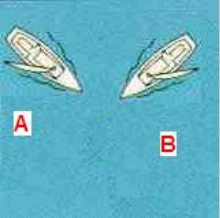

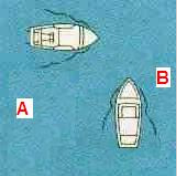

This is a sea level weather map for 1900 NZDT 11 Feb 07. 3 marks

Identify the marked features:



- 1.
- 2.
- 3.


<p>List four sources of marine weather forecasts.</p>	<ol style="list-style-type: none"> 1. 2. 3. 4. 	<p>4 marks</p>
<p>How are water ski access lanes marked?</p>		<p>1 mark</p>
<p>On the following chart, mark appropriate positions of the buoys and beacons.</p> <p>One beacon has been positioned for you.</p> 		<p>8 marks</p> 



Unit 3 Rules and Regulations		
<p>You hear one blast from the race start boat's whistle and see the following flags.</p> <p>How many minutes remain until the Sunburst race start whistle?</p>  <p>Honk</p>		1 Mark
<p>You hear one blast from the race start boat's whistle and see the following flag.</p> <p>How many minutes remain until the Cutter race start whistle? (there are two answers to this question)</p>  <p>Honk</p>	<ol style="list-style-type: none"> 	2 marks
<p>Vessels A and B are sailing vessels.</p> <p>Indicate which vessel must give way.</p> 		1 mark
<p>A sailing vessel is approaching a fishing vessel.</p> <p>Indicate which vessel has right of way.</p> 		1 mark
<p>Vessel A and B are power driven vessels.</p> <p>Indicate which vessel must give way.</p> 		1 mark
<p>What are the speed restrictions apply around boats displaying this flag?</p>  <p>How far from this boat do these restrictions apply?</p>	<ol style="list-style-type: none"> 	2 marks
<p>In terms of safety boating rules, what is "safe speed"?</p>		1 mark






<p>Generally, power driven vessels must keep clear of sailing vessels.</p> <p>Is there any exemption to this rule for large vessels?</p> <p>Where does this exemption apply?</p>	<p>1.</p> <p>2.</p>	<p>2 marks</p>
<p>All vessels over 20 metres long must display port and starboard navigation lights at night.</p> <p>What colour is the starboard navigation light?</p> <p>What colour is the port navigation light?</p>	<p>Starboard.</p> <p>Port.</p>	<p>2 marks</p>
<p>If you are traveling faster than 5 knots, how far must you stay away from swimmers in the water?</p>		<p>1 mark</p>
<p>Give two examples where PFDs must be worn during Scout boating activities.</p>	<p>1.</p> <p>2.</p>	<p>1 mark</p>
<p>Who is responsible for ensuring all crew members wear PFDs in rough weather or during an emergency?</p>		<p>1 mark</p>
<p>You are out sailing in a Scout cutter in your Group training area.</p> <p>There is no adult or charge certificate holder in the boat and the weather gets too rough to keep sailing.</p> <p>Describe three options for getting safely home.</p>	<p>1.</p> <p>2..</p> <p>3.</p>	<p>3 marks</p>

<p>Unit 4 Emergencies</p>		
<p>Describe two methods you could use to raise the alarm during an emergency when out in a Scout cutter using the equipment and crew usually found in a cutter.</p>	<p>1.</p> <p>2.</p>	<p>2 marks</p>
<p>What are the three “W”s of a Coastguard two minute form?</p>	<p>1.</p> <p>2.</p> <p>3.</p>	<p>3 marks</p>

<p>While rowing in a Scout cutter, one crew member falls overboard. Describe in detail the manoeuvre to recover that person and steps taken to care for that person until you return ashore.</p>	<p>5 marks</p>
<p>Which of these symptoms is not caused by hypothermia:</p> <ul style="list-style-type: none"> a. irrational behaviour b. intense shivering c. body arched backwards d. loss of co-ordination e. unconsciousness 	<p>1 mark</p>
<p>You are floating in the water. Which method will delay the onset of hypothermia:</p> <ul style="list-style-type: none"> a. treading water b. swimming vigorously c. taking off the outer layers of clothing so you float higher d. floating with a lifejacket 	<p>1 mark</p>
<p>To treat a hypothermic victim you should:</p> <ul style="list-style-type: none"> a. keep the patient moving b. immediately apply CPR c. apply warmth to the patients arms and legs d. give the patient a stiff brandy e. apply warmth to the person's chest and head 	<p>1 mark</p>

<p>Unit 5 Knots</p>	
<p>Identify this knot: Describe what this knot is used for?</p> 	<p>1. 2 marks</p> <p>2.</p>

<p>Identify this knot: Describe what this knot is used for?</p>		<p>1. 2 marks</p> <p>2.</p>
<p>Identify this knot: Describe what this knot is used for?</p>		<p>1. 2 marks</p> <p>2.</p>

<p>Unit 6 Ceremonial</p>	
<p>This is the New Zealand flag.</p>  <p>Name the three crosses that make up the Union Flag found in the canton.</p>    <p>Name the star constellation found in the fly of the New Zealand ensign?</p> 	<p style="text-align: right;">4 marks</p> <p>1.</p> <p>2.</p> <p>3.</p> <p>4.</p>